


Applying Online to Ontario's Universities

101 Online Application for
Ontario High School Students

www.ouac.on.ca/ouac-101

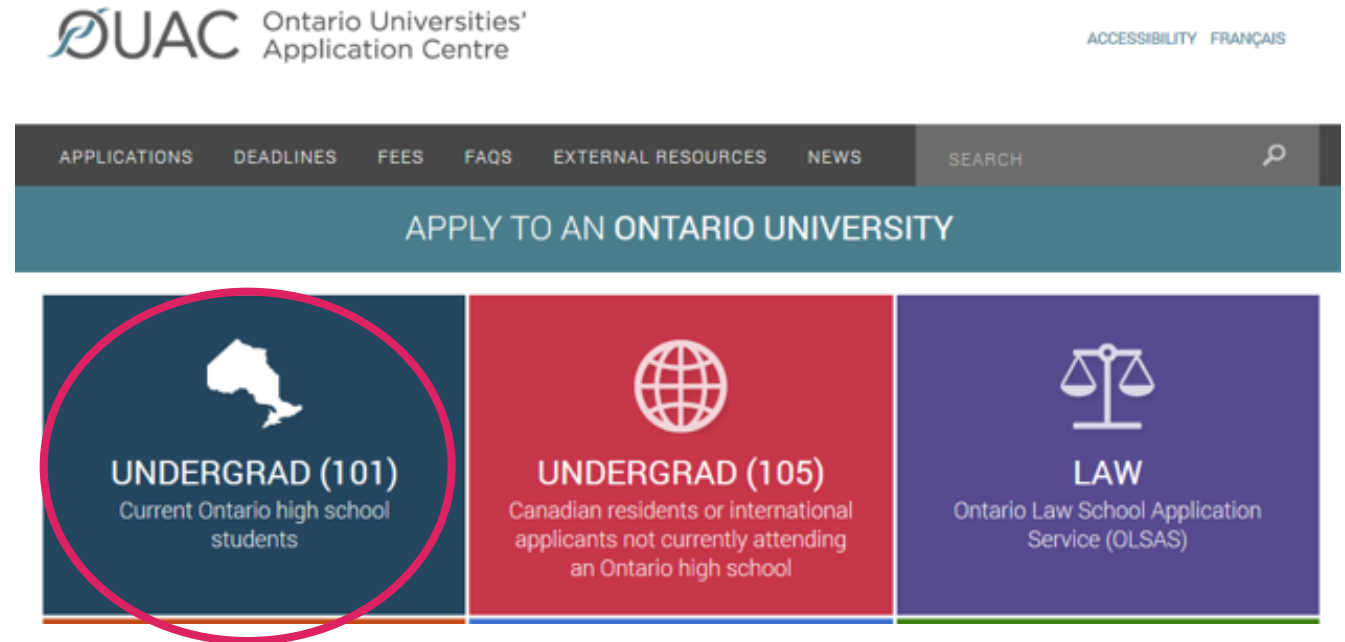


OUAC Timeline

Month	Task
Mid-October	<ul style="list-style-type: none">Rosedale will contact guidance counsellors to gather information about graduating students.
Late-October	<ul style="list-style-type: none">Rosedale will send OUAC access codes for graduating students. These codes allow students to apply through OUAC. They include:<ul style="list-style-type: none">Temporary PINSchool NumberStudent Number
November-January	<ul style="list-style-type: none">Students apply to their chosen schools/programs through OUAC.
Mid-January	<ul style="list-style-type: none">Last date for OUAC applications.

APPLYING TO UNIVERSITIES IN ONTARIO

- Rosedale Academy students are considered to be **Ontario students**.
- Rosedale students who are not Canadian citizens or Permanent Residents must still pay the **International Student Tuition fees**.



Access the online application
at: www.ouac.on.ca

ROSEDALE
ACADEMY

LET'S GET STARTED!

The screenshot shows the OUAC 101 website interface. At the top, there is a navigation bar with tabs for APPLICATIONS, DEADLINES, FEES, FAQs, EXTERNAL RESOURCES, NEWS, and a SEARCH icon. Below this is a dark blue header with the text "APPLY TO AN UNDERGRADUATE PROGRAM For applicants currently attending an Ontario high school" and "OUAC 101". A breadcrumb trail reads "Home » Current Ontario High School Students (101)".

The main content area is divided into two columns. The left column features a section titled "101 Criteria" with the sub-heading "Is this the right application for me?". It includes a link to "few short questions" and a list of requirements for applying. Below this is the "101 Online Application" section, which contains a link to "More information about how to apply" and two buttons: "APPLY NOW" (circled in red) and "BROWSE PROGRAMS".

The right column has a "NEWS & REMINDERS" section with a link to "Read These Top 10 Questions Now!". Below that is a "101 RESOURCES" section with a list of links: Application Guide, Search the Application Guide, 101 Application: Log In, 101 Application: Browse Programs, 101 How-to Videos, 101 Common Questions, Winter and Spring Entry, eINFO Website, University Information Program, and Links to Ontario Universities. At the bottom right, there is a blue banner for "eINFO" with the text "Start your university research with eINFO Your source for up-to-date university info - all in one place".

CREATING A PROFILE FOR THE FIRST TIME

The screenshot shows the OUAC website interface. At the top left is the OUAC logo and the text "Ontario Universities' Application Centre". At the top right are the links "Français" and "Print". Below the header is a banner image with three panels: a smiling student, a university building, and a stone wall with "UNIVERSITY" written on it. The main content area is titled "Ontario Secondary School Application (101)". On the left is a sidebar with sections: "Secondary 2018" (with a "Log In" link), "Application Links" (with a "Browse Programs" link), and "Help Links" (with a list of links including Info, About 101, OUAC & Privacy, Applicant Responsibilities, Contact Us, Intend to Apply For OSAP?, and Start Your Research with eINFO). The main content area has a "Log In" section with a "Required field" section containing "Username" and "Password" input fields. Below these are links for "Recover your username" and "Request a temporary password". There is also a "Create Account/Profile" section with the text "Is this your first time filling out an Ontario university application?" and a link "Create My OUAC Account/Profile" which is circled in red. At the bottom of the main content area is a "Log In" button.

The first time the student logs in they will need to create an OUAC Account/Profile

The OUAC Profile

Create My OUAC Profile

* Required field

* First Name

Middle Name(s)

* Last Name/Family Name

* Date of Birth (Format: yyyy-mm-dd)

* Email Address

* Confirm Email

Create a Username and Password

Keep these for your records. You will use this username and password to apply to all OUAC applications from now on.

Note: Create a username that is personal and that you can remember. We recommend that you do not use any previous OUAC identification numbers (e.g. an old OUAC Reference Number or IT number).

* Username

* Password

* Confirm Password

Terms and Conditions

By clicking "Create My OUAC Profile", you accept the following terms and conditions:

Create Username and Password

Ask students to create a username that is easy to remember.

Counsellors should keep a copy of the student username and password.

WELCOME AND ACCESS CODES

The screenshot displays the OUAC website interface. At the top, the logo for 'OUAC Ontario Universities' Application Centre' is visible, along with links for 'Français' and 'Print'. Below the header is a banner image featuring a smiling student and university buildings. The main navigation menu on the left includes sections for 'Secondary', 'Application Links', and 'Help Links'. The 'Secondary' section shows the user is logged in as 'andrea12' and provides a 'Log Out' link. The 'Application Links' section includes a link to 'Browse Programs'. The 'Help Links' section lists various support topics such as 'Info', 'About 101', 'OUAC & Privacy', 'Applicant Responsibilities', 'Contact Us', and 'Intend to Apply For OSAP?'. The main content area is titled 'Ontario Secondary School Application (101) Welcome' and includes a 'Welcome' message and a list of helpful tips. The 'My Access Codes' form on the right contains three required fields: 'School Number', 'Student Number', and 'Temporary PIN', each with an input box and a 'Save' button.

OUAC Ontario Universities' Application Centre Français Print

Secondary

You are logged in as:
andrea12
[Log Out](#)

★ My OUAC Profile

Application Links

★ Browse Programs

Help Links

- Info
- About 101
- OUAC & Privacy
- Applicant Responsibilities
- Contact Us
- Intend to Apply For OSAP?

[101 Application](#) - My OUAC Profile

Ontario Secondary School Application (101)

Welcome

This application is only for current undergraduate study in 2017 (J...

If you have chosen the wrong a...

Here are some helpful tips to g...

- You will need your Applica... Please see your guidance...
- Use the "Application Link... application in any order.
- Click "Review and Submit"
- Before you submit your ap... review and/or change inf...
- After 20 minutes of inacti... Please be advised that yo...

Your OUAC Reference Number
You will be assigned an OUAC Re...

[101 Application](#) - My OUAC Profile

Ontario Secondary School Application (101)

My Access Codes

• Required field

- School Number
- Student Number
- Temporary PIN

Review the helpful tips on the Welcome page and enter access codes provided by Rosedale to start the online application.

NAVIGATING THE 101 ONLINE APPLICATION

101 Application - Personal Information

Ontario Secondary School Application (101)

Personal Information

[Help](#)

* Required field

Your Name and Other Personal Information

Title
Choose ▾

* First Name (Legal Given Name)
Andrea

Middle Name(s)
?

* Last Name/Family Name
Patterson

Preferred/Commonly Used Name
?

Former Last Name/Family Name
?

Gender
Choose ▾

* Date of Birth (Format: yyyy-mm-dd)
1999-06-14

* Status in Canada (at time of applying)
 Canadian Citizen
 Permanent Resident
 Study Permit
 Diplomatic
 Convention Refugee (Protected Person)

“Help” links are located on most of the application screens or on the fields themselves.

ADD PERSONAL AND CONTACT INFO

HINTS

Name: should be legal passport name

Status in Canada: If not Canadian, choose "No status"

If not born in Canada...:
Leave this section blank.

Email: Student should have an email address they constantly check that is professional + not full of numbers

The screenshot shows the 'Personal Information' section of the Ontario Secondary School Application (101) form. The form is titled '101 Application - Personal Information' and 'Ontario Secondary School Application (101)'. It includes a sidebar with navigation links and a main content area with various input fields and sections.

101 Application - Personal Information
Ontario Secondary School Application (101)

Personal Information

• Required field

Your Name and Other Personal Information

Title
Choose

• First Name (Legal Given Name)
Mary

Middle Name(s)
[]

• Last Name/Family Name
Chapman

Preferred/Commonly Used Name
[]

Former Last Name/Family Name
[]

Gender
Choose

• Date of Birth (Format: yyyy-mm-dd)
1998-01-01

• Status in Canada (at time of applying)
 Canadian Citizen
 Permanent Resident
 Study Permit
 Diplomatic
 Convention Refugee (Protected Person)
 Visitor
 No Status

• Country of Citizenship
Choose

If not born in Canada, date of entry into Canada (format: yyyy-mm)
[]

The screenshot shows the 'Contact Information' section of the Ontario Secondary School Application (101) form. It includes a sidebar with navigation links and a main content area with various input fields and sections.

101 Application - Contact Information
Ontario Secondary School Application (101)

Contact Information

Home address, mailing address and 1 phone number are required.

My Email Actions
myemail@email.com Change

My Addresses Address Type Actions
No information available.

My Telephone Numbers Telephone Type Actions
No information available.

Proceed to [Academic Background](#) if you are satisfied with this information

CONTACT INFO

For "My Addresses":
This must be the **student's**
home address. This cannot be
the school's address!

[101 Application](#) > Contact Information

Ontario Secondary School Application (101)

Contact Information

Home address, mailing address and 1 phone number are required.

My Email	Actions
myemail@email.com	<input type="button" value="Change"/>

My Addresses	Address Type	Actions
No information available.		

My Telephone Numbers	Telephone Type	Actions
No information available.		

Proceed to [Academic Background](#) if you are satisfied with this information

SELECT PROGRAMS

[101 Application](#) » [Browse Programs](#) » Select Programs

Ontario Secondary School Application (101)

Select Programs

You may browse through program information using one of the starting points listed below:

Program Category

[By University](#)

[By Geographic Area](#)

These are the search options.

Fast Track

If you have done your research and know exactly which program codes you would like to add, enter the codes here:

* Program Code

Search

ONCE A PROGRAM HAS BEEN SELECTED

Complete the program details for each program selected.

101 Application » Browse Programs » Select Programs - Lakehead University

Ontario Secondary School Application (101)

Select Programs - Lakehead University

[Review the Lakehead University requirements](#)

Visit [Lakehead University](#)

With two campuses in Thunder Bay and Orillia, Lakehead University offers a diverse range of highly recognized programs, acclaimed faculty and the latest of-the-art learning technology, all nestled in the beauty of the natural surroundings. From all around the world choose to study at Lakehead University. Now it's your turn to learn more about Canada's #1 Value-Added University. Visit www.lakeheadu.ca to learn more about the offerings.

101 Application » Browse Programs » Program Details

Ontario Secondary School Application (101)

Program Details - Accounting

Complete the details requested in the following form.

- Bachelor of Commerce (BComm)
- Program is also available by co-operative education.

SPECIFIC PROGRAM ADMISSION REQUIREMENTS (OSS):

- ENG4U, MHF4U, one additional 4U Math, three additional 4U or 4M courses. Students deficient in math will not be considered for BComm specializations.

- [Admission Requirements](#)
- [Visit](#)
- [Visit University of Guelph-Humber](#)

* Required field

Program Details	
Institution	University of Guelph
Program Code	GBK
Program Title	

View the Admission Requirements for the program

ORDER CHOICES

The choice order does not affect scholarship or admission consideration. There are no schools that consider the ranking.

Program Choices

[Add Program](#)

Choice Number	Program Code	Program Title	Actions
01 ▾	GBK	University of Guelph Accounting	Change Delete
02 ▾	TLA	University of Toronto Architectural Studies (BA)	Change Delete

Order Your Choices

To rank your program selections in order of preference, you can either drag and drop your choices or manually change the numbers under the "Choice Number" column.

[Save Ordered Choices](#)

[Add Program](#) to your application

Proceed to [Additional University Details](#) if you are satisfied with this information

FEES

101 Application - Program Choices

Ontario Secondary School Application (101)

Program Choices

[Add Program](#)

Choice Number	Program Code	Program Title	Actions
01	GBK	University of Guelph Accounting	Change Delete
02	...	University of Toronto Architectural Studies (BA)	Change Delete
03	JBB	...	Change Delete

Order Your Choices

To rank your program selections in order of preference, click on the choice numbers or manually change the numbers under the choice numbers.

[Save Ordered Choices](#)

[Add Program](#) to your application
Proceed to [Additional University Details](#) if you are ready to submit your application.

Sidebar:

- Secondary
- Total Owing \$150.00 CAN
- [Fee Details](#)
- You are logged in as: andrea12321
- [Log Out](#)
- My OUAC Profile
- My OUAC Financial Account
- Application Links
 - Welcome
 - Personal Information
 - Contact Information
 - Academic Background
 - Browse Programs
 - Program Choices
 - Additional University Details
 - Other Information
 - Current High School Information and Grades
 - Review and Submit
- Help Links

The cost is \$150 for the first 3 program choices and \$50 for each additional choice.

ANSWER QUESTIONS

Complete the Additional University Details and questions in the “Other Academic Information” section.

Additional University Details

* Required field

Algoma University
Previous Year Applied <input type="text" value="Choose a year"/>
Ryerson University
Previous Year Applied <input type="text" value="Choose a year"/>
Trent University
Previous Year Applied <input type="text" value="Choose a year"/>

Save

Other Academic Information

[Help](#)

* Required field

Other Information
My total number of years in Ontario high schools (including current school year) <input type="text" value="Choose"/>
My total number of years in a Canadian school system <input type="text" value="Choose"/>
My total number of years in an English-language school system outside of Canada <input type="text" value="Choose"/>
In which country? <input type="text" value="Choose"/>
My International Baccalaureate (IB) program type (if applicable) <input type="text" value="Choose"/>
I intend to write (or have already written) an Advanced Placement Exam by June of the current school year. <small>AP exams are administered by The College Board in the United States.</small>
<input type="radio"/> Yes <input type="radio"/> No

CURRENT HIGH SCHOOL INFO/GRADES

Please monitor and report errors to Rosedale Academy.

Ontario Secondary School Application (101)

Current High School Information and Grades

Your high school has provided us with your applicable academic data throughout the year.

- Review your academic information carefully and inform your guidance counsellor if changes are required.
- Only your Grade 11-12 courses are reported to the OUAC (your Grade 9-10 courses will not be listed).

Note: If there is no information listed on this page, please continue your application and contact your guidance counsellor.

My High School Information

School Number
999999

School Name
OUAC Grades

Diploma Status
Unknown

This screen is "read-only".
Contact Rosedale Guidance
Team if there are any errors in the
grades shown.

SUBMITTING APPLICATION

Review and Submit

Please review your information:

- Correct any errors or warnings by returning to the appropriate section of your application.
- Once satisfied that your information is accurate, read the "Applicant's Declaration".
- Click "I Verify and Agree" to proceed to payment.

Once you have successfully submitted your application, you will receive an OUAC Reference Number.

Warnings

- **5251:** Make sure you entered your name correctly. Do not use all capital letters.

This information was provided in Personal Information:

Your Name and Other Personal Information

Title

I Verify and Agree

Click here to proceed to the payment screen

PAYING FOR THE APPLICATION

You can pay by the following methods:

1. VISA/MasterCard/American Express:

Need the card number, expiry date and CVV/CVC/CID number.

2. Online Banking:

You will receive a bill payment account number from the OUAC when you submit your application


PAYING FOR THE APPLICATION

Payment Options

Credit Card (VISA, MasterCard or American Express)

Prepaid credit cards and VISA debit cards are not accepted.
Important: Do not click the "Back" button in your browser after you submit your credit card payment.

▼ More

- **Important:** Do not click "Back" after you submit your credit card payment. 
- The OUAC accepts MasterCard, VISA or American Express. **Note:** A CVD is required. ([What is a CVD?](#))
- The OUAC cannot process credit card payments over the telephone. Prepaid credit cards and VISA debit cards are not accepted.
- If your credit card is declined or invalid, the application will not be processed.
- When you click "Continue", you will be directed to a secure third party website for processing. When your credit card transaction is complete, you will be directed back to your application. You will then be emailed copy of your credit card transaction.

Online Banking (Canadian banks and credit unions only). This process usually takes 2-5 business days.

▶ More

Western Union Business Solutions - GlobalPay for Students (Bank-to-bank transfer for international payments only)

▶ More

Once the method of payment is chosen, click "Continue".

The OUAC cannot process the application without the application fee.

FINISHING

- On the "Complete" page, print the screen displaying the student's **OUAC Reference Number (201X-XXXXXX)** and further instructions. A email will also be sent.
- Store the OUAC Reference Number, as students will need to include this number when communicating with the OUAC and the universities.

Secondary	Complete
You are logged in as: Maryundergrad Log Out OUAC Reference Number: 20XX-027421	Thank you. It will take 1 business day before your online changes/responses to offers of admission will be finalized. Please log in after that time to review your file.
Help Links	Important: Do not click "Back" in your browser after you submit your credit card payment.
	OUAC Reference Number: 2018-1234567

OUAC & CANADIAN UNIVERSITIES

- OUAC will send student marks to the following schools:
 - Acadia University
 - Bishop's University
 - The University of British Columbia
 - The University of Calgary
 - Concordia University
 - Dalhousie University
 - McGill University
 - Saint Mary's University
 - Simon Fraser University
 - The University of Victoria
- To authorize, the applicant must include their 11-digit **OUAC Reference Number** on the above schools' application forms.
 - 11th digit should be "0"
 - i.e. 2019-XXXXXX0

CHANGING APPLIED PROGRAMS

- Some universities may not accept changes past a certain date

The screenshot shows the OUAC website interface. At the top, it says '101 Application - Choices/Offers' and 'Ontario Secondary School Application (101)'. Below this, there are buttons for 'Add Program' and 'Reset Offer Responses'. A table lists three offers of admission:

Choice Number	Offers of Admission	Response	Program Code	Program Title	Actions
01			GAS	University of Guelph Arts & Science 2017 Fall (September)	Change, Withdraw
02	Offer Expires: 2016-10-21		GBK	University of Guelph Accounting 2017 Fall (September)	Change, Withdraw
03			TLA	University of Toronto Architectural Studies (BA) 2017 Fall (September)	Change, Withdraw

On the left sidebar, the 'Choices/Offers' link is circled in red. Other links include 'Secondary 2017', 'Total Owning \$0.00 CAN', 'Fee Details', 'You are logged in as: andrea12321', 'Log Out', 'OUAC Reference Number: 2017-027411', 'My OUAC Profile', 'My OUAC Financial Account', 'Application Links', 'Welcome Back', 'Personal Information', 'Contact Information', 'Academic Background', 'Browse Programs', 'Additional University Details', 'Other Information', and 'Current High School'.

If want to change applied program from the SAME university: no additional fee

➔ Withdraw from old program, add new program from the same school

If want to add program from a different school: must pay extra \$50 CAD.

➔ Add new program

CHANGING APPLIED PROGRAMS

- Some universities may not accept changes past a certain date

The screenshot displays a web application interface for managing program choices. On the left, there are two vertical navigation menus. The top menu, titled 'Application Links', contains several items with star icons, with 'Review and Submit' circled in red. The bottom menu, titled 'Help Links', contains items with question mark icons. The main content area shows a table of program selections. Each row includes a choice number (02, 03), a program code (TLA, JBB, JBB, GAS), and program details (University of Toronto, Algoma University, Algoma University, University of Guelph). Action buttons like 'Change', 'Withdraw', and 'Re-Add' are visible next to each row. Below the table, there is a section titled 'Order Your Choices' with instructions and a 'Save Ordered Choices' button.

Choice Number	Program Code	Program Details	Action
02	TLA	University of Toronto Architectural Studies (BA) 2017 Fall (September)	Change Withdraw
03	JBB	Algoma University English 2017 Winter (January)	Change Withdraw
	JBB	Algoma University English 2017 Fall (September) Co-op: No	
	GAS	University of Guelph Arts & Science 2017 Fall (September)	Re-Add

Order Your Choices
To rank your program selections in order of preference, change the numbers under the "Choice Number" column.
[Alternate Offer](#)
Expires: 2016-10-21
[Save Ordered Choices](#)

If changes are made, **MUST** click **Review & Submit** and go through process of submitting changes!

Remember to press **Verify & Agree** at the bottom of the Review & Submit page!

RESPONDING TO OFFERS

Choices/Offers

[Add Program](#)

[Reset Offer Responses](#)

Choice Number	Offers of Admission	Response	Program Code	Program Title	Actions
01			GAS	University of Guelph Arts & Science 2017 Fall (September)	Change Withdraw
02	Offer Expires: 2016-10-21		GBK	University of Guelph Accounting 2017 Fall (September)	Change Withdraw
03				University of Toronto Architectural	Change

Click the offer, and accept the offer. Remember to press **Verify & Agree** at the bottom of the Review & Submit page!

It is not necessary to decline offers.

Response to Offer

You have been offered admission to this program. Respond to the offer and click "Save and Continue". To fully process your response, you must complete the "Review and Submit" process.

- I would like to **accept the offer, and agree to the terms and conditions outlined in the offer of admission letter.**
- I wish to decline the offer and understand that this will invalidate the offer.

[Continue](#) [Clear Selected Values](#)

Choices/Offers

[Add Program](#)

Review and Submit Changes/Responses

When you are finished making changes and/or responding to your offers, you must complete the Submit Process to send them to the universities.

[Review and Submit Changes/Responses](#)

[Reset Responses](#)

Choice Number	Offers of Admission	Response	Program Code	Program Title	Actions
01	Offer Expires: 2018-09-12	Unsubmitted Acceptance	B/H	Brock University BA: Community Health 2018 Fall (September)	Change Withdraw Choice

Request a Temporary Password

Request a Temporary Password

To request a temporary password, enter your username. A temporary password will be emailed to you and will expire 1 hour from the time sent.

* Required field

* Username

[Recover your username](#)

* Email Address

Request a temporary password

Cancel

FORGOT PASSWORD?

Request a Temporary Password

To request a temporary password, enter your username. A temporary password will be emailed to you and will expire 1 hour from the time sent.

* Required field

* Username

[Recover your username](#)

* Email Address

If a student forgets their OUAC Profile password, they can request a temporary password by clicking "Request a temporary password" on the "Log In" screen.

Students must enter their OUAC Profile username and email address. A temporary password will be emailed to them and will expire one hour from the time sent.

Need Assistance?

Read the "FAQ" section and the 101 Application Guide on the OUAC website at:
www.ouac.on.ca/faq-application/101/.

Or Contact Rosedale Academy's Guidance Team